

RIVERSIDE TRANSIT AGENCY  
1825 Third Street  
Riverside, CA 92507

May 6, 2009

TO: BOARD BUDGET AND FINANCE COMMITTEE

THRU: Larry Rubio, Chief Executive Officer

FROM: ~~Mark~~ Craig Fajnor, Chief Financial Officer  
Mark Stanley, Director of Planning

SUBJECT: Request to Open Public Hearing on the Fiscal Year 2010 (FY10) Operating Budget, Capital Budget, and Short Range Transit Plan (SRTP)

Summary: Presented for consideration are the Agency's operating budget, capital budget, and SRTP for the fiscal year ending June 30, 2010, (FY10). The SRTP must be updated annually in order for the Agency to remain eligible for external funding. The proposed budgets are developed to support the overall Agency goals of providing safe and reliable public bus transportation, and providing excellent customer service. While a standing goal of the Agency is to increase ridership, funding constraints have driven action that results in a projected ridership decrease of four percent from the current fiscal year end projection.

Similar to the last fiscal year, the budget and SRTP reflect a strategy to modify the Agency's service offering to achieve additional efficiency and reduce costs in the face of declining revenues. The FY10 budget requests – operating and capital - and SRTP reflect the Agency's response to the dramatically changing economic climate. As is well documented and widely reported at all levels (i.e. – Federal, State, and Local), the financial conditions, as they pertain to the Agency's revenue sources, are forecasted to be more constrained than just a few years ago. As such, the corresponding FY10 operating budget represents a five (5) percent decrease over the FY09 budget and is effectively flat over the FY09 year-end forecast.

For FY10, the SRTP service plan reflects a strategy to reduce unproductive service in order to live within the reduced operating revenues the Agency will experience. With that in mind, staff is planning for an estimated overall 1.5 percent decrease in revenue service hours from FY09 year-end projections. For fixed route service, on a continuing service basis comparison, revenue service

hours are forecasted to decrease seven (7) percent. Four (4) new routes and extended late-night service on selected existing fixed routes are planned for commencement in FY09. However, all new routes and services have their own specific and unique funding sources.

	RSH	Operating Expense	Funding Source				
			JARC	New Freedom	Measure A	Lennar	Farebox
FY09 Forecast - All Service	689,857	\$53,073,768					
FY10 Base Service - Fixed Rte & DAR	654,835	\$51,262,055					
<u>New Service</u>							
Temecula Trolleys (55, 57)	4,205	\$296,924				x	x
CommuterLink (212, 217)	12,959	\$842,335	x	x	x		x
Late Night Extended Hrs (Dir Opd)	7,310	\$596,861	x		x		x
New Fully Funded Service	24,474	\$1,736,120					
FY10 SRTP	679,309	\$52,998,175					

As stated above, the SRTP service plan includes commencement of the following new fully-funded routes and service extensions:

- Route 55 – Temecula Trolley Green Line
- Route 57 – Temecula Trolley Red Line
- Route 212 – Commuter Link service from San Jacinto/Hemet through Perris to Riverside
- Route 217 – Commuter Link service from San Jacinto/Hemet through Murrieta/Temecula to Escondido
- Late-night service for local/regional routes 1, 16, 19, 20, 22, 25, and 27

FY10 will be another year of significant budgetary challenges. Fortunately, the Board has moved proactively to approve service reductions, administrative cost concessions and the use of ARRA funding to help minimize difficulties associated with the operating revenue decline. The Agency, working cooperatively with the Riverside County Transportation Commission (RCTC), is looking to proactively and creatively fund the Agency’s operations during this troubling economic time. While it is the goal of both organizations to continue the pre-funding of the Agency’s Government Accounting Standards Board (GASB) 43/45 obligation, the FY10 operating budget suspends pre-funding due to the decline in available revenues. At this point, additional pre-funding would come at the expense of additional service reductions. Prior-year

pre-funding has secured approximately a decade of Annual Required Contributions (based on the last actuarial) and approximately two decades based on pay-as-you-go. The Agency will continue to withdraw funds from its Other Post-Employment Benefits (OPEB) trust to assist in funding FY10 obligations. It is hoped that some amount of pre-funding can be restored in FY11 and that future revenues will support a catch-up in this important area.

Highlights of the FY10 Operating Budget are:

- Administrative staffing at current position levels (less than the FY09 budgeted levels) with the current wage freeze and furlough program continuing through June 2010 – a 6-month extension. Prior to final budget approval, staffing levels will be adjusted downward based on participation in the Board-approved CalPERS early retirement.
- Coach operator and Maintenance staffing - reduced commensurate with Board-approved service reductions. FY10 introduces the use of part-time coach operators.
- Fringe Benefits, including Worker's Compensation, with GASB 43/45 pre-funding suspension
- Increased Purchased Transportation costs from FY09 forecast due to anticipated DAR demand growth (15 percent) and the reduction in contracted fixed route service
- Fuel costs similar to aggregate prior-year history
- Commencement of maintenance for Perris Multi-modal and Corona Transit Centers

The FY10 operating and capital budget is fully funded based on revenue projections that are contained in the Agency's SRTP, most of which are provided by RCTC. Operating and Capital revenue sources, as requested to RCTC, are summarized below.

<b>Revenue Source</b>	<b>Operating</b>	<b>Capital</b>
Local Transportation Funds (LTF)	\$ 20,952,153	\$ -
Federal Transportation Administration (Section 5307)	\$ 2,676,975	\$ 5,655,603
Federal Transportation Administration (Section 5309)	\$ -	\$ 1,175,720
Federal Transportation Administration (Section 5311)	\$ 465,966	\$ -
ARRA (Section 5307 & 5311)	\$ 16,800,325	\$ 1,393,989
JARC (Section 5316) / New Freedoms (Section 5317)	\$ 658,622	\$ -
State Transportation Assistance (STA)	\$ -	\$ 1,413,901
Passenger Fares (C&C; T&P; S.A.s)	\$ 9,002,191	\$ -
Measure A	\$ 1,171,943	\$ -
Transportation Uniform Mitigation Funds (TUMF)	\$ -	\$ 293,930
Other	\$ 1,270,000	\$ -
<b>Total</b>	<b>\$ 52,998,175</b>	<b>\$ 9,933,143</b>

Capital appropriations requested reflect the strategic use of ARRA funding as well as Federal 5309 designated projects. In addition, staff has prioritized needs with strong consideration toward maintenance of critical operations and necessary vehicle replacement to continue existing services in the future. FY10 appropriations will be used for debt service retirement, transit center development, and purchase of critical capital equipment that is needed to provide the highest quality and safest service to the western Riverside County citizens. The out-year Capital budget estimates, which are a component of the Agency's comprehensive five-year Capital Improvement Plan, do not consider the economic outlook. Rather, they consider staffs' best view of the needs of the Agency and consideration of the replacement schedule of assets and the timing to accumulate necessary funding.

Capital projects contained in the FY10 Budget request include:

- Remaining funding required to retire debt service on 55 40' CNG bus purchase
- Purchase of spare parts and equipment for maintenance of vehicles including tire lease

- GFI Bill Validator Upgrade
- Bus Stop Amenities (I-Stop poles)
- Critical facility maintenance projects
- Phone System Replacement
- Temecula Transit Center and Advanced Traveler Information System earmarks and local match
- Riverside/Corona Transit Center earmark and local match
- Transit Center Enhancements (ARRA funded)

The proposed operating budget and capital appropriations represent the financial resources required to implement the FY10 service plan and to sustain critical Agency operations. At this time, due to delay in receipt of funding guidance, staff believes that overall budgeted amounts can be supported with aggregate revenues. However, clearer delineation of funding sources by cost objective will likely change over the next several weeks. In addition, the Agency has oversight responsibility for several new social service transit programs in the western county area. These programs are to be funded with a combination on Measure A, JARC, and New Freedoms funding which will be “passed-through” the Agency and will not be considered part of the net assets. These programs are subject to signed Memorandums of Understanding between the benefitting recipient of the funds, RCTC, and the Agency.

An overview of revenues, expenditures and analysis of Operating budget changes is shown in a Budget Summary that accompanies this report. The budget package also includes the following schedules:

- Detailed comparative budget schedules by department
- Travel worksheet (included in Budget Summary)

The first year of the SRTP, FY10, consists of the proposed Service Plan for the coming year along with the critical Agency capital needs and necessary operating expenditures forecasted for that fiscal year. While the actual demands of the Agency are greater, in light of the economic outlook, the Agency’s requests have been scaled back to live within anticipated revenue constraints until the economic outlook brightens. FY’s 2011 (FY11) and 2012 (FY12)

operating expense estimates are based on anticipated aggregate revenues that could require further service modification in FY11 and nominal cost growth from that revised baseline in FY12. The FY11 and FY12 Capital Improvement Plan (CIP) budget estimates reflect near-term needs as well as the projection of significant capital demands such as vehicle replacements due to the aging Agency fleet and prior-year deferrals due to economic conditions.

Fiscal Impact:

The proposed FY10 operating budget is \$52,998,175. The proposed FY10 capital appropriation budget is \$9,933,143. Total proposed FY10 operating and capital budget is \$62,931,318.

Funding for all operating activities and capital projects, in aggregate, is available from: current year LTF apportionments; prior-year STA; Federal Sections' 5307, 5309, 5311, 5316, and 5317 funds; Measure A; TUMF; Farebox sources; and, other local support revenues.

Recommendation:

Approve and recommend this item to the full Board of Directors for their consideration as follows:

- Open public hearing on the FY10 operating budget, capital improvement budget, and SRTP.

# FY2010 BUDGET SUMMARY

## Introduction

The Agency's fiscal year 2010 (FY10) budget reflects a strategy to sustain safe, reliable and effective public bus transportation service while considering the economic pressures that demand efficiency to the greatest extent possible and challenge compliance with the Productivity Improvement Plan (PIP) - all in the face of declining revenues. The Agency is planning for service deployment that balances forecasted fiscal constraints with the varied profile of the service area. Staff remains fully committed to exploring all service and financial alternatives necessary to meeting the public transit needs of the citizens who live and work in western Riverside County. Public transportation helps alleviate congestion, ensures basic mobility, promotes more livable communities, and assists with meeting additional needs that arise as a result of the Americans with Disabilities Act (ADA) and the Clean Air Act.

## Ridership

Through fiscal year-to-date March 2009, systemwide ridership has increased 15% over the prior year. The Agency has experienced significant demand increases on its CommuterLink routes (45%) and in its Dial-A-Ride (DAR) services (21%). With select service modifications that were implemented in January 2009 and still to be commenced in July 2009, coupled with the first fare increase in over four years, expectations for FY10 are for a systemwide ridership decrease of four percent. At the same time, fare revenue is forecasted to increase ten percent over the FY09 year-end forecast. The difference between fare revenue increase and ridership decrease is attributable to the anticipated elasticity in demand for the fare change and subsidies received for certain services such as the Temecula Trolleys and the Crest Cruiser. In addition, the Agency will receive full funding for new CommuterLink routes 212 and 217 in the form of Federal Section 5316 Job Access Reverse Commute (JARC), 5317 New Freedoms, and Measure A.

## Revenues

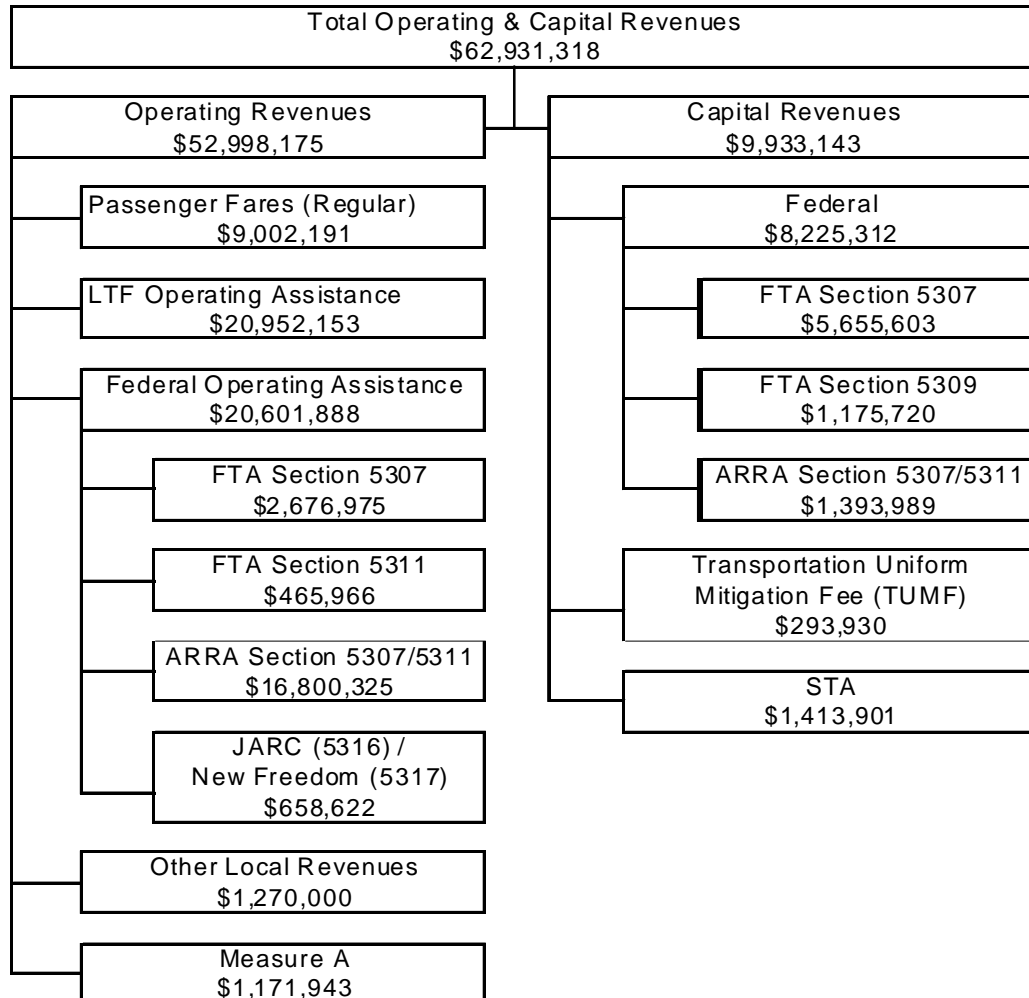
Due to the softening economy, the Agency is actually facing an operating revenue decline from FY09 levels. As currently constructed, total Agency revenues for FY10 are budgeted at \$62,931,318, with \$52,998,175 projected for Operating expenses and \$9,933,143 projected for Capital appropriations. Capital appropriations are budgeted to increase \$1,238,346 over FY09 levels.

Operating revenues of \$52,998,175 consist of: Local Transportation Funds (LTF); Federal 5307 formula funding (current year apportionment and American Recovery and Reinvestment (ARRA)); Federal 5316 JARC and 5317 New Freedom funds; Passenger Fares; and, other local revenues. The projected LTF

operating revenues of \$20,952,153 represents 39% of the total. However, LTF funding is projected to decline from FY09 levels by \$7,054,023 or 25%. Federal funding to be used for operating is \$20,601,889, which represents 39% of the total. Passenger Fares and other local revenues constitute the remaining 22%. The operating budget covers service to be provided on directly operated fixed routes, contracted fixed routes, and for DAR - including taxi overflow.

Capital revenues of \$9,933,143 consist of: Federal Section 5307 (current year apportionment and ARRA), Federal 5309 “earmark” funds; State Transportation Assistance (STA; prior year); and, Transportation Uniform Mitigation Fund (TUMF). Federal funding constitutes 83% of the total. STA (14%) and TUMF (3%) make up the remainder of Capital revenues.

The amounts depicted below do not include the “pass-through” funding for the Social Service programs that the Agency will oversee on behalf of RCTC.



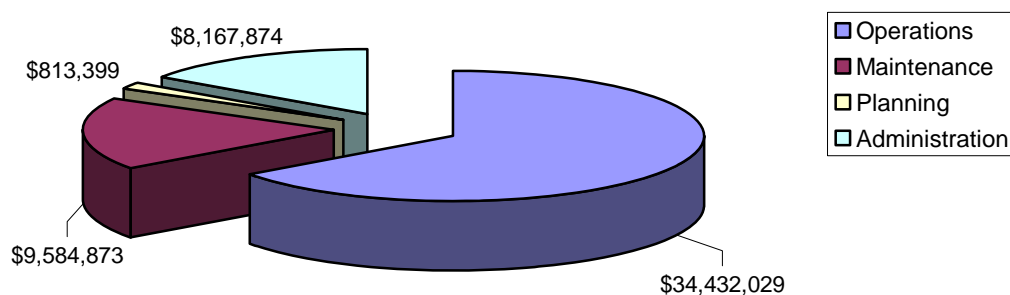


## Service Modifications

Service for FY10 will feature some significant changes over the annualized service offering deployed in January 2009. While the growing population within western Riverside County continues to shape and redefine travel patterns, funding limitations on traditional revenue sources create the need for the Agency to offer less service than it offers today. Due to deteriorating economic conditions, the Board approved an aggregate reduction of seven percent of the estimated FY09 RSH to commence in FY10. However, CommuterLink routes 212 and 217, as well as the Temecula Trolleys (formerly known as the Harveston Shuttle) can be commenced this fiscal year as they have unique funding sources tied to them. In addition, the Agency plans on commencing late night/extended hours' service on several local/regional fixed routes. Again, these extended hours are funded with a specific funding source that can only be used for these services. While anticipated to be less than the current fiscal year, DAR demand is anticipated to grow at a robust 15% over FY09 levels. Agency staff will continue to analyze the service area and our offering – based on Board-approved metrics - in anticipation of the modification of existing services and/or the commencement of new services as funding and anticipated productivity allow. The following represent the service change highlights included in the proposed FY10 budget:

1. July commencement of CommuterLink Routes 212 and 217
2. July commencement of the Temecula Trolleys
3. January commencement of late night/extended hours service on routes 1, 16, 19, 20, 22, 25, and 27
4. Suspension of the Holiday Trolley and Festival of Lights service

## Operating Budget - Functional Profile



Operations, at 65%, constitute the largest component of the proposed budget. Maintenance makes up 18% of the total. Thus, combined Operations and Maintenance equate to 83% of the Agency budget. Planning and Administration combine for the remaining 17% of the operating budget. It should be noted that, the Government Accounting Standards Board (GASB) 43/45 Other Post-

Employment Benefits (OPEB) pre-funding is excluded from the FY10 operating budget as the Agency is suspending this key expense until the economic outlook brightens and funding becomes available (including a farebox recovery “lever”). Further, to assist with the dip in available funding, the Agency will again be withdrawing funds from its OPEB Trust with CalPERS to assist with funding FY10 operations.

Functional Operating budget highlights:

- Staffing budgeted at 26 positions below FY09 Budget due to layoffs and early retirements – in response to reduced revenue sources
- Extension of the Board-approved wage freeze and furlough program for Administrative employees
- Fringe benefits including medical insurances and Worker’s Compensation
- Purchased transportation including the exercise of Southland Transit’s second option year (DAR service; 15% growth over FY09 levels) and the exercise of Transportation Concepts first option year as a single-source provider of contracted fixed route service
- Restricted use of consultants – only for scheduling/planning, legal, and information systems activities
- Provision for moderate increases in fuel costs – CNG and Unleaded Gas
- Agency insurance program and advertising
- Travel and training at minimal levels

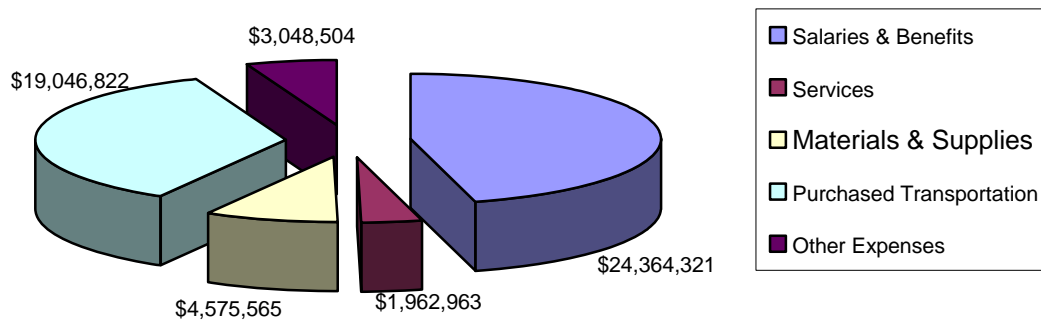
### **Operating Budget - Cost Element Profile**

The operating budget contains five (5) major cost elements. The elements are:

- Salaries and Benefits (46%), which are made up of wages and fringe benefits including Worker’s Compensation.
- Purchased Transportation (36%), which represents the resources required for contracted transportation services for DAR/Taxi Overflow and certain fixed-route services
- Materials and Supplies (8%), made up primarily of operating supplies, includes tires, oil, parts for the repair and maintenance of Agency vehicles, fuel and postage

- Services (4%), such as external auditing, legal, marketing, outside maintenance, custodial, armored truck, actuarial services, trustee fees, and towing
- Other Expenses (6%), which provide for property and liability insurance, utilities, printing and publications, advertising and promotion, dues and subscriptions, and other miscellaneous expenses.

A profile of proposed expenditures by cost element is shown below:



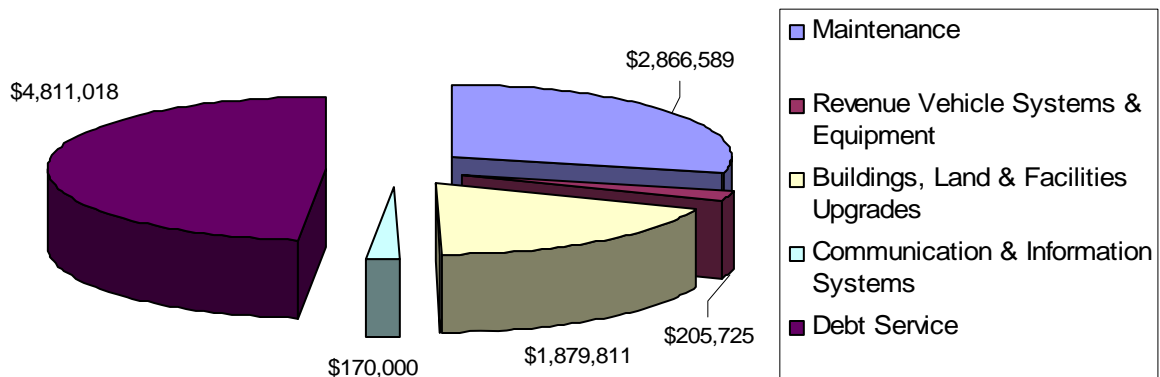
### Farebox Recovery Ratio and Productivity Improvement Plan (PIP)

RTA meets or exceeds all eight (8) proposed FY10 PIP targets including the Farebox Recovery Ratio target for FY10. Based on a target of 16.85%, the Agency estimate of 20.42% exceeds target by 3.60%.

### Capital Budget

The proposed FY10 Capital budget totals \$9,933,143. These funds will be used for the purchase critical assets for the maintenance of existing operations and the specific uses identified in their earmark. The Capital budget is a component of an Agency's comprehensive five-year Capital Improvement Plan including equipment replacement, transit center development, and upgrade of agency infrastructure.

A Capital budget profile by project element is shown below:



Notable capital projects included in the proposed FY10 Budget include:

- Remaining funding necessary to retire the debt service for 55 CNG buses
- Purchase of spare parts for vehicle operation and maintenance including tire lease
- Agency Phone System replacement
- Critical facility maintenance
- Bus Stop Amenities (I-Stops)
- Earmarks for the Temecula/Riverside/Corona Transit Centers and Advanced Traveler Information System (ATIS)
- Transit Center Enhancements

# Riverside Transit Agency FY10 Operating Expense Budget

Systemwide

G/L Acct	Account name	FY06 Actuals	FY07 Actuals	FY08 Actuals	FY09 YE Forecast	FY10 Budget
	<b>All Departments</b>					
501100	Salaries & Wages Union	8,116,390	8,272,060	9,113,535	9,727,385	8,898,857
501110	Salaries & Wages Union OT	875,964	1,188,568	1,111,474	1,111,469	1,013,696
501149	OCTA Salaries & Wages Offset	(148,956)	-	-	-	-
501150	Light Duty Union	59,314	48,416	57,520	67,752	85,661
501201	Admin Salaries	3,757,454	4,204,720	4,436,462	4,585,484	4,430,157
501211	Admin Salaries OT	39,745	106,924	102,583	39,609	33,769
	<b>Total Salaries</b>	<b>12,699,912</b>	<b>13,820,688</b>	<b>14,821,574</b>	<b>15,531,699</b>	<b>14,462,141</b>
502050	Medicare Union	137,758	147,476	163,043	165,114	152,094
502052	Medicare	57,199	66,129	73,405	75,235	78,383
502062	Social Security	7,687	8,394	11,581	10,574	10,027
502100	Pension Plan Union	834,211	821,496	888,526	908,952	864,942
502101	Pension Plan	698,368	727,122	765,362	866,270	823,502
502110	Deferred Comp Union	161,920	146,850	154,333	155,430	130,116
502111	Deferred Comp Non Union	52,803	58,813	71,084	71,999	81,020
502150	Hospital, Medical/Surg Un	1,617,596	1,939,782	2,030,668	2,070,815	2,352,122
502151	Hospital, Medical/Surg	499,425	613,330	659,290	664,330	840,734
502152	GASB OPEB	-	10,825,007	5,555,555	1,005,000	-
502170	Vision Plan Union	21,043	22,768	23,043	21,844	21,101
502171	Vision Plan	6,106	7,275	7,163	6,638	7,434
502200	Dental Plan Union	61,818	119,325	80,925	74,102	67,654
502201	Dental Plan	18,979	35,149	23,768	22,082	23,886
502250	Life Insurance Union	14,379	13,870	14,456	17,235	15,621
502251	Life Insurance	31,227	31,011	37,519	40,493	45,540
502301	State Disability	35,042	27,854	31,720	15,791	-
502350	Unemployment Ins Union	25,174	41,236	49,982	45,677	369,120
502351	Unemployment Ins	17,025	6,183	21,431	14,999	30,000
502400	Workers Comp Union	595,886	608,614	735,630	1,060,000	900,000
502401	Workers Comp	162,818	(11,483)	171,564	195,000	250,000
502450	Sick Leave Pay Union	495,319	470,220	502,289	559,505	487,327

# Riverside Transit Agency FY10 Operating Expense Budget

Systemwide

G/L Acct	Account name	FY06 Actuals	FY07 Actuals	FY08 Actuals	FY09 YE Forecast	FY10 Budget
502451	Sick Leave Pay	212,643	246,601	268,415	241,531	240,644
502500	Holiday Pay Union	539,578	584,191	626,930	659,704	619,197
502501	Holiday Pay	193,295	227,967	243,745	260,730	260,698
502550	Vacation Pay Union	464,015	552,416	613,896	670,964	622,362
502551	Vacation Pay	309,785	303,086	327,716	402,544	411,088
502600	Other Paid Abs Union	68,743	68,469	79,013	83,926	68,541
502601	Other Paid Abs	20,084	11,095	15,160	12,937	10,017
502650	Uniform Rental Union	100,153	43,275	91,660	73,418	76,600
502651	Uniform Rental	931	235	886	1,070	2,550
502750	Tool Allowance Union	-	8,775	10,080	10,875	11,060
500160	Tool Allowance	8,060	-	-	-	-
502761	Educational Benefit	14,437	17,102	16,149	11,100	-
502801	Incentive Management	-	200	4,600	1,500	-
502850	Union Incentive Awards	9,952	17,557	11,597	-	-
502901	Other Fringe	7,000	14,400	39,800	30,400	28,800
	<b>Total Benefits</b>	<b>7,500,460</b>	<b>18,821,788</b>	<b>14,421,984</b>	<b>10,527,783</b>	<b>9,902,180</b>
	<b>Total Salaries &amp; Benefits</b>	<b>20,200,372</b>	<b>32,642,477</b>	<b>29,243,558</b>	<b>26,059,483</b>	<b>24,364,321</b>
503295	Demonstration Project	-	10,453	-	-	-
503600	Prof & Tech/Consultants	462,414	472,001	462,276	483,301	407,299
503601	Prof & Tech/Consult-Grant Funded	-	31,532	10,643	-	-
503610	Legal	55,886	110,639	124,280	250,500	217,400
503615	Medical Review	14,749	33,947	2,416	25,000	30,000
503620	Temporary Help	54,582	71,789	52,984	11,798	-
503710	Contract Service	652,785	683,536	762,320	705,909	755,333
503714	Air Time & Repeater Service	62,936	41,048	41,443	40,000	39,725
503719	CNG Compressor Maint	147,459	118,364	179,329	188,015	193,415
503730	Security	79,942	-	-	-	80,000
503735	Security Downtown Terminal	-	75,604	77,554	90,000	116,000
503900	Other Services	84,974	55,766	78,918	125,400	102,950

# Riverside Transit Agency FY10 Operating Expense Budget

Systemwide

G/L Acct	Account name	FY06 Actuals	FY07 Actuals	FY08 Actuals	FY09 YE Forecast	FY10 Budget
503910	Towing Fees	14,525	23,125	26,173	33,322	30,841
503999	Other Services	-	2,891	-	-	-
	<b>Total Services</b>	<b>1,630,253</b>	<b>1,730,694</b>	<b>1,818,335</b>	<b>1,953,245</b>	<b>1,972,963</b>
504110	Office Supplies & Postage	103,274	59,513	77,241	62,750	83,300
504120	Stops & Zones Supplies	14,178	10,931	37,539	28,231	30,319
504210	Time Tables/System Map	88,508	110,519	118,627	125,200	107,450
504220	Tickets, Passes & Transfe	36,602	22,841	16,414	21,168	30,000
504230	Kiosks	2,749	17,825	16,826	5,950	4,600
504300	Printing	-	449	391	-	-
504350	Publications	1,636	350	193	1,000	500
504420	Unleaded Gas	115,376	129,136	245,252	200,000	180,000
504421	Diesel Fuel	1,035	505	719	600	600
504422	Lube/Oil	44,329	76,568	83,503	108,000	119,722
504423	CNG Fuel	1,958,998	1,558,109	2,477,185	1,900,000	2,578,410
504520	Tires & Tubes	2,178	3,423	664	10,300	10,296
504630	Non Inventory Parts	65,462	45,638	43,984	47,000	47,796
504635	Warranty Recovery	(12)	(460)	-	-	-
504640	Inventory Parts	859,934	883,651	1,105,166	1,160,677	1,221,442
504730	Shop Tools & Equipment	12,057	9,161	10,730	14,250	11,750
504740	Business Equipment	-	-	95,373	3,100	320
504899	Maint Alloc-Trolley	-	-	-	-	-
504900	Other Mat & Supplies-Misc	217,909	161,068	174,227	152,745	149,061
	<b>Total Materials &amp; Supplies</b>	<b>3,524,202</b>	<b>3,089,228</b>	<b>4,504,034</b>	<b>3,840,971</b>	<b>4,575,565</b>
505100	Light, Heat, Gas, Sewage	392,524	319,328	360,063	360,000	411,412
505101	CNG Electricity	110,469	150,854	107,768	145,000	201,213
505200	Telephone/Internet	185,807	188,091	252,074	219,875	178,220
	<b>Total Utilities</b>	<b>688,800</b>	<b>658,272</b>	<b>719,905</b>	<b>724,875</b>	<b>790,846</b>
					2,223,874	2,263,108
506310	Premium-Physical Damage	105,479	102,371	105,206	95,187	95,000

# Riverside Transit Agency FY10 Operating Expense Budget

Systemwide

G/L Acct	Account name	FY06 Actuals	FY07 Actuals	FY08 Actuals	FY09 YE Forecast	FY10 Budget
506325	Accident Repairs	-	294	-	-	-
506330	Premium-Liability Ins	822,229	883,753	824,340	794,078	800,000
506400	Property & Other Ins Prem	242,165	255,453	201,958	188,586	230,000
506410	Claims Adjustor Fees	140,786	-	-	-	-
506450	First Aid	613	2,232	4,071	3,000	4,000
506500	Recovery Payments	(41,446)	(60,882)	(43,848)	-	-
506600	Liability Payouts	48,118	74,821	151,745	350,000	269,637
	<b>Total Insurance</b>	<b>1,317,944</b>	<b>1,258,042</b>	<b>1,243,472</b>	<b>1,430,851</b>	<b>1,398,637</b>
507200	Fuel & Lube Taxes	26,388	26,311	27,583	29,248	30,000
507300	Haz Waste Generator Fees	(654)	1,860	1,205	5,500	6,200
507310	UST Fees (Taxes/Testing)	6,561	6,039	8,062	22,000	16,700
507320	S.C.A.Q.M.D. Permit Fees	-	1,122	1,234	3,300	1,500
507330	Industrial Water Fees	-	2,905	830	3,600	5,750
507340	Indust Oper Permit Fees	-	7,420	-	350	9,000
507900	Fees & Permits/Other Taxe	13,353	2,131	1,573	4,150	4,475
	<b>Total Taxes &amp; Permits</b>	<b>45,647</b>	<b>47,788</b>	<b>41,346</b>	<b>68,148</b>	<b>73,625</b>
508110	Promo-Graphic Design & Art	-	-	-	44,000	30,475
508120	Promo-Printing	26,875	79,077	65,490	47,150	43,600
508130	Website Design Maintenanc	13,394	12,318	16,289	17,850	12,350
508140	Translation Services	-	1,005	720	-	1,000
508150	Bus Marketing Programs	79,613	146,180	97,032	(40,000)	-
508160	Photography	308	-	7,652	600	-
508180	Special Events - Operatio	10,130	596	6,329	7,900	2,500
508400	Ad & Promo-Expos/Shows	-	596	40	500	500
508510	Ad & Promo-Newspaper Ad	29,354	32,574	48,046	14,500	30,000
508520	Ad & Promo-School Publica	-	-	1,760	5,540	5,900
508530	Ad & Promo-Misc Pub Ads	1,266	2,000	28,086	4,000	4,500
508540	Ad & Promo-Community Advert	-	-	12,952	3,000	-
508600	Ad & Promo-Promo Items	76,720	11,512	8,282	2,900	-



# Riverside Transit Agency FY10 Operating Expense Budget

Systemwide

G/L Acct	Account name	FY06 Actuals	FY07 Actuals	FY08 Actuals	FY09 YE Forecast	FY10 Budget
508900	Ad & Promo-Misc	3,430	3,169	1,113	3,000	400
	<b>Total Advertising</b>	<b>241,090</b>	<b>289,028</b>	<b>293,790</b>	<b>110,940</b>	<b>131,225</b>
509100	Dues & Subscriptions	51,076	54,853	65,721	66,976	45,951
509200	Employee Activities	8,833	6,875	21,320	2,500	12,500
509210	Suggestion Program	768	-	-	250	-
509220	Awards Program	19,834	23,928	20,154	21,955	-
509250	Job Fairs	170	1,295	38	300	-
509340	Annual Rodeo	7,781	5,297	5,481	-	-
509350	Rule 1501-Rideshare	7,806	7,100	4,717	1,500	1,900
	<b>Total Dues &amp; Subscriptions</b>	<b>96,269</b>	<b>99,349</b>	<b>117,431</b>	<b>93,481</b>	<b>60,351</b>
509400	Travel & Meetings	52,795	55,682	58,926	31,954	10,000
509450	Training & Mileage	33,120	32,402	9,949	4,387	7,000
509455	Per Diem - Mileage	58,098	7,579	8,782	11,000	39,273
509490	Per Diem	8,456	53,480	57,940	96,400	151,200
	<b>Total Training</b>	<b>152,469</b>	<b>149,143</b>	<b>135,598</b>	<b>143,741</b>	<b>207,473</b>
503003	PT : Line 3 Norco/Corona	526,946	497,999	514,078	639,186	525,966
503007	PT : Line 7 Lake Elsinore	332,318	323,194	367,633	499,571	477,488
503008	PT : Line 8 Lake Elsinore	340,057	329,314	361,269	479,641	476,885
503016	PT : Line 16 Shuttle	-	49,424	-	-	-
503023	PT : Line 23 Temecula	561,740	578,010	581,380	706,120	741,381
503024	PT : Line 24	414,477	404,700	403,019	489,504	476,992
503030	PT : Line 30 Perris	369,082	356,800	359,293	441,061	404,031
503031	PT : Line 31 Hemet / SJ	328,356	320,833	324,524	402,909	418,810
503032	PT : Line 32 Hemet/SJ	262,680	256,260	258,668	318,052	335,920
503033	PT : Line 33	473,563	457,610	396,875	369,810	254,846
503035	PT : Line 35 Banning/Cal	157,334	151,350	153,267	188,028	361,841
503036	PT : Line 36 Mo Valley	248,444	252,600	272,625	253,339	-
503038	PT : Line 38	269,839	259,383	284,497	373,254	-

**Riverside Transit Agency  
FY10 Operating Expense  
Budget**

Systemwide

**G/L Acct Account name**

	<b>FY06 Actuals</b>	<b>FY07 Actuals</b>	<b>FY08 Actuals</b>	<b>FY09 YE Forecast</b>	<b>FY10 Budget</b>
503040 PT : Line 40	301,594	290,121	294,354	361,652	158,942
503041 PT : Line 41	183,588	164,866	165,289	256,036	265,547
503042 PT : Line 42 San Jacinto	165,868	160,066	169,756	389,687	343,087
503043 PT : Line 43	-	-	-	-	-
503098 PT : UCR Crest Cruiser	-	181,103	198,556	207,781	213,376
503102 PT : ADA Intercity #2	-	-	-	-	-
503103 PT : ADA Intercity #3	-	-	-	-	-
503104 PT : ADA Intercity #4	-	-	-	-	-
503148 PT : OCTA 794 Express	-	120,525	150,611	159,602	127,000
503149 PT : Line 149	-	-	-	-	-
503152 PT : Hemet/SJ DAR	-	-	-	-	-
503160 PT : Line 50	147,550	134,064	92,806	113,395	119,511
503162 Line 52	-	35,819	221,198	217,192	-
503165 PT : Line 61 Sun City Scooter	189,029	198,750	290,117	266,792	338,234
503174 PT : Line 74 San Jacinto- Heme	454,124	489,946	531,948	373,680	399,396
503179 PT : Line 79 Hemet-Winchester-	484,616	539,537	588,252	416,131	419,801
503202 PT : Commuter Rte 202 Oceansid	180,101	192,831	234,234	272,786	291,250
503204 ADA After Hours	-	-	-	-	-
503205 PT : Commuter Rte 204 Riversid	436,577	450,550	457,125	276,934	287,111
503206 PT : Commuter Rte 206 Temecula	186,388	178,516	118,158	30,996	-
503208 PT : Commuter Rte 208 Temecula	287,459	300,345	336,690	414,366	364,265
503209 Route 210	-	-	73,543	136,617	136,829
503210 PT : Calimesa DAR	7,885	12,564	11,496	12,117	13,523
503212 Route 212	-	-	-	-	294,612
503214 Route 214	-	-	-	-	420,076
503220 PT : Hemet/SanJac DAR	623,105	634,498	720,000	817,696	952,479
503230 PT : Jurupa DAR	113,281	145,444	157,276	174,530	200,477
503240 PT : Lake Elsinore DAR	214,712	246,129	293,457	296,163	343,000
503250 PT : Moreno Valley DAR	511,887	605,813	694,779	762,123	886,054
503255 PT : Murrieta DAR	331,627	475,146	582,616	625,106	722,798
503260 PT : Norco DAR	240,189	314,057	405,924	399,724	463,247

# Riverside Transit Agency FY10 Operating Expense Budget

Systemwide

G/L Acct	Account name	FY06 Actuals	FY07 Actuals	FY08 Actuals	FY09 YE Forecast	FY10 Budget
503270	PT : Perris DAR	350,898	465,652	561,947	642,770	746,584
503280	PT : Sun City DAR	200,814	236,691	267,400	274,452	320,727
503281	PT : Banning/Beaumont DAR	14,110	16,665	8,847	11,949	11,366
503282	PT : Grand Terrace, High Grove	71,624	108,909	129,801	138,902	163,420
503283	PT : Riverside DAR	703,313	1,023,446	1,212,638	1,242,755	1,451,098
503286	PT : Harveston Shuttle-55	-	-	-	-	77,763
503287	PT : Harveston Shuttle-57	-	-	-	-	154,146
503293	PT : Jurupa Valley Senior Shut	28,009	34,306	55,839	42,108	-
509830	Pur Tran: Misc	-	2,845,626	2,861,026	3,492,710	3,579,235
509831	Pur Tran: Variable	-	70,343	138,960	272,367	177,704
509832	Pur Tran: PPH Incentive	-	15,000	28,333	123,833	130,002
509835	Pur Tran: Contract Penalty	-	(507,459)	(421,747)	(173,980)	-
	<b>Total Purchased Transportation</b>	<b>10,713,183</b>	<b>14,417,346</b>	<b>15,908,879</b>	<b>18,213,212</b>	<b>19,046,822</b>
509710	Hardware	21,685	12,269	14,007	7,800	2,799
509720	Software	172,688	180,206	173,753	176,763	185,230
509900	Other Misc Expense	65,140	9,044	19,178	13,650	21,165
509910	Other Misc Commission Exp	984	1,374	1,244	1,100	1,500
509999	Miscellaneous	-	4,215	31	-	-
513100	Advertising	47,800	41,815	34,672	10,000	10,000
513200	Physicals	23,319	26,179	30,267	34,864	33,436
513210	Drug Screening	14,876	25,560	16,300	16,650	16,249
513300	Testing	8,271	23,839	10,543	3,996	2,568
514100	Pur Tran ADA Admin	64,432	75,209	81,002	162,000	88,400
593100	Interest Expense	-	-	-	8,000	15,000
	<b>Total Miscellaneous</b>	<b>419,195</b>	<b>399,710</b>	<b>380,996</b>	<b>434,823</b>	<b>376,347</b>
	<b>Total Expenses</b>	<b>39,029,424</b>	<b>54,781,078</b>	<b>54,407,344</b>	<b>53,073,768</b>	<b>52,998,175</b>

**Riverside Transit Agency  
FY10 Operating Expense Budget**

Department #:  
Department Name:  
Budget Preparer:

2100  
Street Operations  
Tom Franklin

G/L Acct	Account name	FY06 Actuals	FY07 Actuals	FY08 Actuals	FY09 YE Forecast	FY10 Budget
<b>Street Operations</b>						
501100	Salaries & Wages Union	6,286,094	6,383,660	7,152,175	7,643,427	6,930,207
501110	Salaries & Wages Union OT	853,320	1,163,044	1,020,449	1,069,560	961,086
501149	OCTA Salaries & Wages Offset	(148,956)	-	-	-	-
501150	Light Duty Union	55,289	48,220	57,520	67,549	81,140
	<b>Total Salaries</b>	<b>7,045,747</b>	<b>7,594,924</b>	<b>8,230,144</b>	<b>8,780,536</b>	<b>7,972,433</b>
502050	Medicare Union	108,552	116,970	129,521	132,115	119,835
502062	Social Security	-	-	-	-	-
502100	Pension Plan Union	649,265	639,436	701,186	722,890	681,488
502110	Deferred Comp Union	133,980	126,610	136,953	140,360	114,276
502150	Hospital, Medical/Surg Un	1,259,816	1,505,178	1,592,543	1,622,642	1,813,439
502170	Vision Plan Union	16,193	17,371	18,134	17,204	16,082
502200	Dental Plan Union	49,359	95,216	66,299	61,189	54,827
502250	Life Insurance Union	11,578	10,633	11,472	13,910	12,242
502301	State Disability	-	-	-	-	-
502350	Unemployment Ins Union	23,922	32,566	26,514	24,000	327,120
502400	Workers Comp Union	598,416	550,206	-	-	-
502450	Sick Leave Pay Union	379,517	360,290	401,954	434,378	363,316
502500	Holiday Pay Union	433,726	474,120	510,262	535,777	499,861
502550	Vacation Pay Union	345,543	429,694	479,962	522,944	478,421
502600	Other Paid Abs Union	55,501	59,784	70,594	73,039	61,434
502601	Other Paid Abs	-	-	-	-	-
502650	Uniform Rental Union	53,682	2,518	32,766	35,000	48,700
502850	Union Incentive Awards	2,140	15,951	6,780	-	-
502901	Other Fringe	-	-	-	-	-
	<b>Total Benefits</b>	<b>4,121,190</b>	<b>4,436,544</b>	<b>4,184,942</b>	<b>4,335,446</b>	<b>4,591,042</b>
	<b>Total Salaries &amp; Benefits</b>	<b>11,166,937</b>	<b>12,031,469</b>	<b>12,415,086</b>	<b>13,115,982</b>	<b>12,563,474</b>

# FY10 Operating Expense Budget

Department #:

2100

Department Name:

Street Operations

Budget Preparer:

Tom Franklin

G/L Acct	Account name	FY06 Actuals	FY07 Actuals	FY08 Actuals	FY09 YE Forecast	FY10 Budget
503295	Demonstration Project	-	10,453	-	-	-
503600	Prof & Tech/Consultants	19,950	-	-	-	-
503710	Contract Service	-	364	-	-	-
503714	Air Time & Repeater Service	62,936	41,048	41,443	40,000	39,725
503730	Security	79,942	-	-	-	-
503735	Security Downtown Terminal	-	75,604	-	-	-
503900	Other Services	8,578	6,115	8,640	6,000	5,400
	<b>Total Services</b>	<b>171,406</b>	<b>133,584</b>	<b>50,083</b>	<b>46,000</b>	<b>45,125</b>
504900	Other Mat & Supplies-Misc	10,679	3,931	7,324	3,000	2,000
	<b>Total Materials &amp; Supplies</b>	<b>10,679</b>	<b>3,931</b>	<b>7,324</b>	<b>3,000</b>	<b>2,000</b>
	<b>Total Utilities</b>	-	-	-	-	-
	<b>Total Insurance</b>	-	-	-	-	-
507900	Fees & Permits/Other Tax	1,133	347	694	1,800	3,000
	<b>Total Taxes &amp; Permits</b>	<b>1,133</b>	<b>347</b>	<b>694</b>	<b>1,800</b>	<b>3,000</b>
509100	Dues & Subscriptions	60	-	-	-	-
509340	Annual Rodeo	7,781	5,297	5,481	-	-
	<b>Total Dues &amp; Subscriptions</b>	<b>7,841</b>	<b>5,297</b>	<b>5,481</b>	-	-
509400	Travel & Meetings	-	1,274	125	-	-
509450	Training & Mileage	1,855	861	75	-	300
509455	Per Diem - Mileage	1,898	-	-	-	-
	<b>Total Training</b>	<b>3,753</b>	<b>2,135</b>	<b>200</b>	-	<b>300</b>
509900	Other Misc Expense	-	-	(13)	-	-
509999	Miscellaneous	-	3,951	-	-	-
	<b>Total Miscellaneous</b>	-	<b>3,951</b>	<b>(13)</b>	-	-
	<b>Total Street Operations</b>	<b>11,361,749</b>	<b>12,180,714</b>	<b>12,478,855</b>	<b>13,166,782</b>	<b>12,613,899</b>

# Riverside Transit Agency FY10 Operating Expense Budget

Department #: 2200  
 Department Name: Operations Supervision  
 Budget Preparer: Tom Franklin

G/L Acct	Account name	FY06 Actuals	FY07 Actuals	FY08 Actuals	FY09 YE Forecast	FY10 Budget
	<b>Operations Supervision</b>					
501201	Admin Salaries	585,782	574,483	591,168	705,726	736,299
501211	Admin Salaries OT	25,301	84,462	59,513	14,918	29,266
	<b>Total Salaries</b>	<b>611,083</b>	<b>658,944</b>	<b>650,681</b>	<b>720,644</b>	<b>765,565</b>
502052	Medicare	9,206	10,844	11,836	12,095	13,040
502101	Pension Plan	120,588	103,127	111,561	124,640	137,114
502111	Deferred Comp Non Union	8,273	8,773	8,303	8,094	8,832
502151	Hospital, Medical/Surg	85,220	114,924	122,486	138,127	191,313
502171	Vision Plan	1,161	1,285	1,266	1,344	1,649
502201	Dental Plan	3,339	5,518	3,801	3,348	4,046
502251	Life Insurance	6,351	4,892	5,682	6,769	8,080
502301	State Disability	6,278	4,806	5,143	2,774	-
502401	Workers Comp	72	10,252	-	-	-
502451	Sick Leave Pay	38,026	41,184	36,770	38,482	41,349
502501	Holiday Pay	30,480	33,001	34,700	41,086	44,795
502551	Vacation Pay	60,880	55,744	50,510	63,231	70,715
502601	Other Paid Abs	2,662	3,191	1,305	2,101	648
502801	Incentive Management	(600)	-	500	-	-
	<b>Total Benefits</b>	<b>371,936</b>	<b>397,541</b>	<b>393,864</b>	<b>442,090</b>	<b>521,581</b>
	<b>Total Salaries &amp; Benefits</b>	<b>983,019</b>	<b>1,056,485</b>	<b>1,044,545</b>	<b>1,162,735</b>	<b>1,287,146</b>
503710	Contract Service	999	125	688	550	736
503900	Other Services	100	-	-	-	-
	<b>Total Services</b>	<b>1,099</b>	<b>125</b>	<b>688</b>	<b>550</b>	<b>736</b>
504900	Other Mat & Supplies-Misc	736	80	136	300	325
	<b>Total Materials &amp; Supplies</b>	<b>736</b>	<b>80</b>	<b>136</b>	<b>300</b>	<b>325</b>

**Riverside Transit Agency  
FY10 Operating Expense Budget**

Department #: 2200  
 Department Name: Operations Supervision  
 Budget Preparer: Tom Franklin

G/L Acct	Account name	FY06 Actuals	FY07 Actuals	FY08 Actuals	FY09 YE Forecast	FY10 Budget
	<b>Total Utilities</b>	-	-	-	-	-
	<b>Total Insurance</b>	-	-	-	-	-
507900	Fees & Permits/Other Taxe	44	-	44	200	100
	<b>Total Taxes &amp; Permits</b>	<b>44</b>	-	<b>44</b>	<b>200</b>	<b>100</b>
	<b>Total Advertising</b>	-	-	-	-	-
	<b>Total Dues &amp; Subscriptions</b>	-	-	-	-	-
	<b>Total Training</b>	-	-	-	-	-
	<b>Total Miscellaneous</b>	-	-	-	-	-
	<b>Total Operations Supervision</b>	<b>984,897</b>	<b>1,056,690</b>	<b>1,045,412</b>	<b>1,163,785</b>	<b>1,288,307</b>

# Riverside Transit Agency FY10 Operating Expense Budget

Department #: 2300  
 Department Name: Operations Stops & Zones  
 Budget Preparer: Tom Franklin

G/L Acct	Account name	FY06 Actuals	FY07 Actuals	FY08 Actuals	FY09 YE Forecast	FY10 Budget
	<b>Operations Stops &amp; Zones</b>					
501100	Salaries & Wages Union	231,089	236,110	250,428	244,283	217,840
501110	Salaries & Wages Union OT	2,564	6,197	8,574	6,004	8,096
501150	Light Duty Union	4,025	-	-	-	2,497
501201	Admin Salaries	-	56,593	55,751	57,429	56,736
501211	Admin Salaries OT	-	-	-	3,026	-
	<b>Total Salaries</b>	<b>237,679</b>	<b>298,899</b>	<b>314,753</b>	<b>310,743</b>	<b>285,170</b>
502050	Medicare Union	3,963	4,119	4,417	4,128	3,771
502052	Medicare	-	951	962	1,030	954
502100	Pension Plan Union	23,184	22,959	24,033	22,739	21,446
502101	Pension Plan	-	9,269	9,716	10,072	10,034
502110	Deferred Comp Union	2,640	3,740	3,300	1,320	2,640
502111	Deferred Comp Non Union	-	289	300	306	420
502150	Hospital, Medical/Surg Un	65,096	68,523	77,903	75,319	98,441
502151	Hospital, Medical/Surg	-	8,373	6,228	4,421	5,424
502170	Vision Plan Union	770	772	776	707	805
502171	Vision Plan	-	120	85	64	71
502200	Dental Plan Union	2,665	4,430	2,783	2,296	2,253
502201	Dental Plan	-	714	447	396	425
502250	Life Insurance Union	516	547	479	502	501
502251	Life Insurance	-	304	493	527	592
502301	State Disability	-	398	416	252	-
502400	Workers Comp Union	4,096	(2,657)	-	-	-
502450	Sick Leave Pay Union	13,228	12,876	12,359	12,511	11,511
502451	Sick Leave Pay	-	2,732	3,005	3,036	3,026
502500	Holiday Pay Union	12,970	13,627	14,662	15,176	13,951
502501	Holiday Pay	-	4,571	3,486	3,788	3,278
502550	Vacation Pay Union	13,202	14,139	16,178	19,380	18,373
502551	Vacation Pay	-	3,244	3,272	5,060	5,043



**Riverside Transit Agency  
FY10 Operating Expense Budget**

Department #: 2300  
 Department Name: Operations Stops & Zones  
 Budget Preparer: Tom Franklin

G/L Acct	Account name	FY06 Actuals	FY07 Actuals	FY08 Actuals	FY09 YE Forecast	FY10 Budget
502600	Other Paid Abs Union	-	3,145	125	229	1,665
502650	Uniform Rental Union	594	917	873	734	-
502801	Incentive Management	-	-	-	50	-
	<b>Total Benefits</b>	<b>142,924</b>	<b>178,102</b>	<b>186,297</b>	<b>184,042</b>	<b>204,625</b>
	<b>Total Salaries &amp; Benefits</b>	<b>380,603</b>	<b>477,001</b>	<b>501,050</b>	<b>494,784</b>	<b>489,795</b>
503710	Contract Service	125	43	6,216	-	-
	<b>Total Services</b>	<b>125</b>	<b>43</b>	<b>6,216</b>	<b>-</b>	<b>-</b>
504120	Stops & Zones Supplies	14,178	10,931	37,539	28,231	30,319
504740	Business Equipment	-	-	85,985	-	-
504900	Other Mat & Supplies-Misc	35,379	21,410	719	-	-
	<b>Total Materials &amp; Supplies</b>	<b>49,557</b>	<b>32,341</b>	<b>124,243</b>	<b>28,231</b>	<b>30,319</b>
	<b>Total Insurance</b>	<b>-</b>	<b>-</b>	<b>-</b>	<b>-</b>	<b>-</b>
507900	Fees & Permits/Other Taxe	-	-	44	-	-
	<b>Total Taxes &amp; Permits</b>	<b>-</b>	<b>-</b>	<b>44</b>	<b>-</b>	<b>-</b>
	<b>Total Dues &amp; Subscriptions</b>	<b>-</b>	<b>-</b>	<b>-</b>	<b>-</b>	<b>-</b>
509450	Training & Mileage	-	-	38	-	-
	<b>Total Training</b>	<b>-</b>	<b>-</b>	<b>38</b>	<b>-</b>	<b>-</b>
509900	Other Misc Expense	280	720	1,350	-	-
509999	Miscellaneous	-	264	31	-	-
	<b>Total Miscellaneous</b>	<b>280</b>	<b>983</b>	<b>1,380</b>	<b>-</b>	<b>-</b>
	<b>Total Operations Stops &amp; Zones</b>	<b>430,565</b>	<b>510,369</b>	<b>632,971</b>	<b>523,015</b>	<b>520,114</b>

**Riverside Transit Agency  
FY10 Operating Expense Budget**

Department #: 2900  
 Department Name: Operations Administration  
 Budget Preparer: Tom Franklin

G/L Acct	Account name	FY06 Actuals	FY07 Actuals	FY08 Actuals	FY09 YE Projected	FY10 Budget
	<b>Operations Administration</b>					
501201	Admin Salaries	303,614	374,232	391,432	359,616	331,538
501211	Admin Salaries OT	482	8,288	11,226	878	-
	<b>Total Salaries</b>	<b>304,096</b>	<b>382,520</b>	<b>402,659</b>	<b>360,494</b>	<b>331,538</b>
502052	Medicare	4,072	4,973	7,083	6,056	5,786
502062	Social Security	437	658	988	722	706
502101	Pension Plan	49,045	64,504	74,018	60,193	59,102
502111	Deferred Comp Non Union	1,235	1,362	3,839	3,886	4,296
502151	Hospital, Medical/Surg	73,786	91,956	90,571	75,542	94,624
502171	Vision Plan	444	664	638	423	402
502201	Dental Plan	1,441	2,569	2,226	1,796	1,897
502251	Life Insurance	1,910	2,690	3,320	2,975	3,253
502301	State Disability	3,038	2,382	2,821	996	-
502401	Workers Comp	2,643	(331)	-	-	-
502451	Sick Leave Pay	20,963	23,105	24,636	18,276	17,823
502501	Holiday Pay	18,130	20,397	23,136	19,681	19,309
502551	Vacation Pay	34,740	32,595	34,365	24,391	25,471
502601	Other Paid Abs	697	1,602	3,206	-	446
502801	Incentive Management	(25)	-	-	100	-
	<b>Total Benefits</b>	<b>212,554</b>	<b>249,126</b>	<b>270,847</b>	<b>215,036</b>	<b>233,115</b>
	<b>Total Salaries &amp; Benefits</b>	<b>516,651</b>	<b>631,646</b>	<b>673,505</b>	<b>575,530</b>	<b>564,654</b>
503600	Prof & Tech/Consultants	166,798	166,781	114,822	25,131	-
503710	Contract Service	105,475	90,764	20,535	8,757	5,000
	<b>Total Services</b>	<b>272,273</b>	<b>257,545</b>	<b>135,357</b>	<b>33,888</b>	<b>5,000</b>
504740	Business Equipment	-	-	2,154	-	-
504900	Other Mat & Supplies-Misc	-	-	505	100	800

**Riverside Transit Agency  
FY10 Operating Expense Budget**

Department #: 2900  
 Department Name: Operations Administration  
 Budget Preparer: Tom Franklin

G/L Acct	Account name	FY06 Actuals	FY07 Actuals	FY08 Actuals	FY09 YE Projected	FY10 Budget
	<b>Total Materials &amp; Supplies</b>	-	-	2,658	100	800
	<b>Total Utilities</b>	-	-	-	-	-
	<b>Total Insurance</b>	-	-	-	-	-
	<b>Total Taxes &amp; Permits</b>	-	-	-	-	-
	<b>Total Advertising</b>	-	-	-	-	-
	<b>Total Dues &amp; Subscriptions</b>	-	-	-	-	-
509400	Travel & Meetings	483	424	473	600	-
509450	Training & Mileage	-	81	1,707	1,570	-
	<b>Total Training</b>	<b>483</b>	<b>505</b>	<b>2,180</b>	<b>2,170</b>	-
509720	Software	189	-	-	-	-
509900	Other Misc Expense	62	768	17	100	400
	<b>Total Miscellaneous</b>	<b>250</b>	<b>768</b>	<b>17</b>	<b>100</b>	<b>400</b>
	<b>Total Operations Admin</b>	<b>789,658</b>	<b>890,464</b>	<b>813,718</b>	<b>611,788</b>	<b>570,854</b>

**Riverside Transit Agency  
FY10 Operating Expense Budget**

Department #: 3100  
 Department Name: Maintenance  
 Budget Preparer: Bob Bach

G/L Acct Account name		FY06 Actuals	FY07 Actuals	FY08 Actuals	FY09 YE Forecast	FY10 Budget
<b>Maintenance</b>						
501100	Salaries & Wages Union	1,418,091	1,501,514	1,538,383	1,655,127	1,571,643
501110	Salaries & Wages Union OT	18,270	17,308	78,157	34,875	40,980
501150	Light Duty Union	-	196	-	202	2,024
<b>Total Salaries</b>		<b>1,436,361</b>	<b>1,519,018</b>	<b>1,616,541</b>	<b>1,690,204</b>	<b>1,614,647</b>
502050	Medicare Union	22,037	23,696	26,049	25,896	25,532
502062	Social Security	-	-	27	-	-
502100	Pension Plan Union	142,347	142,615	151,049	149,904	145,198
502110	Deferred Comp Union	14,960	11,550	9,350	9,460	9,240
502150	Hospital, Medical/Surg Un	269,601	333,571	332,013	337,271	397,717
502170	Vision Plan Union	3,553	4,083	3,689	3,526	3,780
502200	Dental Plan Union	8,327	17,039	10,675	9,802	9,597
502250	Life Insurance Union	2,285	2,116	2,235	2,475	2,503
502350	Unemployment Ins Union	1,252	8,670	9,608	21,677	42,000
502400	Workers Comp Union	(6,626)	522	-	-	-
502450	Sick Leave Pay Union	90,619	86,424	77,476	104,649	105,203
502500	Holiday Pay Union	82,264	86,101	91,201	97,088	94,451
502550	Vacation Pay Union	92,116	97,353	105,276	116,214	115,849
502600	Other Paid Abs Union	13,241	4,562	7,690	9,488	5,060
502650	Uniform Rental Union	45,613	39,681	57,100	37,014	27,540
502750	Tool Allowance Union	-	8,775	10,080	10,875	11,060
500160	Tool Allowance	8,060	-	-	-	-
502850	Union Incentive Awards	7,812	1,607	4,817	-	-
<b>Total Benefits</b>		<b>797,462</b>	<b>868,364</b>	<b>898,333</b>	<b>935,340</b>	<b>994,730</b>
<b>Total Salaries &amp; Benefits</b>		<b>2,233,823</b>	<b>2,387,382</b>	<b>2,514,874</b>	<b>2,625,544</b>	<b>2,609,377</b>
503710	Contract Service	114,823	74,929	165,901	75,242	66,535

**Riverside Transit Agency  
FY10 Operating Expense Budget**

Department #: 3100  
 Department Name: Maintenance  
 Budget Preparer: Bob Bach

G/L Acct Account name		FY06 Actuals	FY07 Actuals	FY08 Actuals	FY09 YE Forecast	FY10 Budget
503719	CNG Compressor Maint	123,352	335	179,329	188,015	193,415
503910	Towing Fees	14,525	23,125	26,173	32,822	30,341
	<b>Total Services</b>	<b>252,700</b>	<b>98,389</b>	<b>371,403</b>	<b>296,079</b>	<b>290,291</b>
504421	Diesel Fuel	1,035	505	719	600	-
504422	Lube/Oil	44,329	76,568	83,503	108,000	119,722
504423	CNG Fuel	1,958,998	1,558,109	2,477,185	1,900,000	2,578,410
504630	Non Inventory Parts	65,462	45,638	43,984	47,000	47,796
504635	Warranty Recovery	(12)	(460)	-	-	-
504640	Inventory Parts	859,934	883,651	1,105,166	1,160,677	1,221,442
504730	Shop Tools & Equipment	12,057	9,161	10,730	12,000	9,500
504900	Other Mat & Supplies-Misc	118,896	110,550	109,685	100,000	83,550
	<b>Total Materials &amp; Supplies</b>	<b>3,060,697</b>	<b>2,683,723</b>	<b>3,830,971</b>	<b>3,328,277</b>	<b>4,060,420</b>
	<b>Total Utilities</b>	-	-	-	-	-
	<b>Total Insurance</b>	-	-	-	-	-
507100	Vehicle License and Reg	-	-	859	-	-
507200	Fuel & Lube Taxes	26,388	26,311	27,583	29,248	30,000
507300	Haz Waste Generator Fees	(654)	1,860	1,205	5,500	6,200
507310	UST Fees (Taxes/Testing)	6,561	6,039	8,062	22,000	16,700
507320	S.C.A.Q.M.D. Permit Fees	-	1,122	1,234	3,300	1,500
507330	Industrial Water Fees	-	2,905	830	3,600	5,750
507340	Indust Oper Permit Fees	-	7,420	-	350	9,000
507900	Fees & Permits/Other Taxe	11,981	1,460	611	1,150	375
	<b>Total Taxes &amp; Permits</b>	<b>44,275</b>	<b>47,117</b>	<b>40,384</b>	<b>65,148</b>	<b>69,525</b>
	<b>Total Advertising</b>	-	-	-	-	-

**Riverside Transit Agency  
FY10 Operating Expense Budget**

Department #: 3100  
 Department Name: Maintenance  
 Budget Preparer: Bob Bach

G/L Acct Account name		FY06 Actuals	FY07 Actuals	FY08 Actuals	FY09 YE Forecast	FY10 Budget
<b>Total Dues &amp; Subscriptions</b>		-	-	-	-	-
509400	Travel & Meetings	-	-	-	80	-
509450	Training & Mileage	-	-	300	-	-
509455	Per Diem - Mileage	-	-	-	-	-
509490	Per Diem	-	-	-	-	-
<b>Total Training</b>		-	-	<b>300</b>	<b>80</b>	-
509900	Other Misc Expense	99	100	-	-	-
513300	Testing	-	-	345	-	-
<b>Total Miscellaneous</b>		<b>99</b>	<b>100</b>	<b>345</b>	-	-
<b>Total Maintenance</b>		<b>5,591,594</b>	<b>5,216,711</b>	<b>6,758,277</b>	<b>6,315,128</b>	<b>7,029,612</b>

**Riverside Transit Agency  
FY10 Operating Expense Budget**

Department #: 3200  
 Department Name: Maintenance Supervision  
 Budget Preparer: Bob Bach

G/L Acct	Account name	FY06 Actuals	FY07 Actuals	FY08 Actuals	FY09 YE Forecast	FY10 Budget
	<b>Maintenance Supervision</b>					
501201	Admin Salaries	642,161	633,680	649,203	686,055	613,530
501211	Admin Salaries OT	2,849	153	9,224	18,302	-
	<b>Total Salaries</b>	<b>645,010</b>	<b>633,833</b>	<b>658,427</b>	<b>704,358</b>	<b>613,530</b>
502052	Medicare	6,872	6,756	7,199	9,338	11,279
502101	Pension Plan	123,855	114,501	114,514	130,201	118,590
502111	Deferred Comp Non Union	3,778	3,060	2,343	2,689	3,744
502151	Hospital, Medical/Surg	80,982	97,250	106,643	114,499	134,634
502171	Vision Plan	1,038	1,113	936	990	1,097
502201	Dental Plan	2,940	5,025	3,008	3,238	3,529
502251	Life Insurance	4,854	4,963	5,367	6,537	6,817
502301	State Disability	6,653	4,623	5,136	2,827	-
502351	Unemployment Ins	-	-	8,268	-	2,400
502401	Workers Comp	91,302	(13,176)	-	-	-
502451	Sick Leave Pay	38,543	39,808	38,083	38,566	35,763
502501	Holiday Pay	34,150	37,828	37,411	42,314	38,743
502551	Vacation Pay	65,840	62,040	65,202	85,349	79,485
502601	Other Paid Abs	4,616	1,551	1,321	5,589	1,382
502651	Uniform Rental	700	-	617	1,000	2,550
502801	Incentive Management	(25)	-	-	50	-
	<b>Total Benefits</b>	<b>466,100</b>	<b>365,344</b>	<b>396,047</b>	<b>443,187</b>	<b>440,012</b>
	<b>Total Salaries &amp; Benefits</b>	<b>1,111,110</b>	<b>999,177</b>	<b>1,054,473</b>	<b>1,147,544</b>	<b>1,053,542</b>
	<b>Total Services</b>	-	-	-	-	-
	<b>Total Materials &amp; Supplies</b>	-	-	-	-	-

**Riverside Transit Agency  
FY10 Operating Expense Budget**

Department #: 3200  
 Department Name: Maintenance Supervision  
 Budget Preparer: Bob Bach

G/L Acct	Account name	FY06 Actuals	FY07 Actuals	FY08 Actuals	FY09 YE Forecast	FY10 Budget
	<b>Total Utilities</b>	-	-	-	-	-
	<b>Total Insurance</b>	-	-	-	-	-
507900	Fees & Permits/Other Taxe	35	44	10	-	-
	<b>Total Taxes &amp; Permits</b>	<b>35</b>	<b>44</b>	<b>10</b>	-	-
	<b>Total Advertising</b>	-	-	-	-	-
509100	Dues & Subscriptions	-	-	583	600	-
	<b>Total Dues &amp; Subscriptions</b>	-	-	<b>583</b>	<b>600</b>	-
509400	Travel & Meetings	-	-	59	-	-
509450	Training & Mileage	-	-	285	-	-
	<b>Total Training</b>	-	-	<b>344</b>	-	-
509720	Software	-	-	-	320	-
	<b>Total Miscellaneous</b>	-	-	-	<b>320</b>	-
	<b>Total Maintenance Supervision</b>	<b>1,111,145</b>	<b>999,221</b>	<b>1,055,411</b>	<b>1,148,464</b>	<b>1,053,542</b>



**Riverside Transit Agency  
FY10 Operating Expense Budget**

Department #: 3300  
 Department Name: Facilities  
 Budget Preparer: Bob Bach

G/L Acct	Account name	FY06 Actuals	FY07 Actuals	FY08 Actuals	FY09 YE Forecast	FY10 Budget
	<b>Facilities</b>					
501100	Salaries & Wages Union	-	37,546	37,168	56,062	62,570
501110	Salaries & Wages Union OT	-	686	1,086	282	2,292
501201	Admin Salaries	-	19,879	-	-	-
	<b>Total Salaries</b>	-	<b>58,111</b>	<b>38,254</b>	<b>56,344</b>	<b>64,862</b>
502050	Medicare Union	-	695	727	902	1,028
502052	Medicare	-	317	-	-	-
502100	Pension Plan Union	-	3,410	3,979	5,084	5,845
502101	Pension Plan	-	3,139	-	-	-
502110	Deferred Comp Union	-	2,640	2,860	2,640	2,640
502150	Hospital, Medical/Surg Un	-	4,034	2,951	4,544	5,424
502151	Hospital, Medical/Surg	-	2,779	-	-	-
502170	Vision Plan Union	-	105	72	46	71
502171	Vision Plan	-	40	-	-	-
502200	Dental Plan Union	-	625	331	129	195
502201	Dental Plan	-	238	(1)	-	-
502250	Life Insurance Union	-	72	102	98	125
502251	Life Insurance	-	332	-	-	-
502301	State Disability	-	157	-	-	-
502351	Unemployment Ins	-	1,350	-	-	-
502400	Workers Comp Union	-	1,460	-	-	-
502450	Sick Leave Pay Union	-	2,690	3,229	2,856	2,352
502451	Sick Leave Pay	-	3,351	-	-	-
502500	Holiday Pay Union	-	2,823	2,873	3,534	3,802
502501	Holiday Pay	-	2,609	-	-	-
502550	Vacation Pay Union	-	3,817	4,055	4,498	3,339
502551	Vacation Pay	-	3,367	-	-	-
502600	Other Paid Abs Union	-	277	-	-	-
502650	Uniform Rental Union	-	160	165	350	360

**Riverside Transit Agency  
FY10 Operating Expense Budget**

Department #: 3300  
 Department Name: Facilities  
 Budget Preparer: Bob Bach

G/L Acct	Account name	FY06 Actuals	FY07 Actuals	FY08 Actuals	FY09 YE Forecast	FY10 Budget
	<b>Total Benefits</b>	-	40,487	21,343	24,681	25,183
	<b>Total Salaries &amp; Benefits</b>	-	98,597	59,596	81,025	90,045
503710	Contract Service	154,283	202,122	212,569	179,250	231,302
503719	CNG Compressor Maint	24,107	118,028	-	-	-
503730	Security Service	-	-	-	-	80,000
503735	Security Downtown Terminal	-	-	77,554	90,000	116,000
	<b>Total Services</b>	<b>178,390</b>	<b>320,151</b>	<b>290,123</b>	<b>269,250</b>	<b>427,302</b>
504730	Shop Tools & Equipment	-	-	-	2,250	2,250
504900	Other Mat & Supplies-Misc	25,217	19,000	38,665	36,520	34,600
	<b>Total Materials &amp; Supplies</b>	<b>25,217</b>	<b>19,000</b>	<b>38,665</b>	<b>38,770</b>	<b>36,850</b>
505100	Light, Heat, Gas, Sewage	-	319,328	360,063	360,000	411,412
505101	CNG Electricity	-	150,854	107,768	145,000	201,213
	<b>Total Utilities</b>	-	<b>470,181</b>	<b>467,831</b>	<b>505,000</b>	<b>612,626</b>
	<b>Total Insurance</b>	-	-	-	-	-
507900	Fees & Permits/Other Tax	160	280	160	-	-
	<b>Total Taxes &amp; Permits</b>	<b>160</b>	<b>280</b>	<b>160</b>	-	-
	<b>Total Dues &amp; Subscriptions</b>	-	-	-	-	-
	<b>Total Training</b>	-	-	-	-	-
	<b>Total Facilities</b>	<b>203,768</b>	<b>908,210</b>	<b>856,374</b>	<b>894,045</b>	<b>1,166,822</b>

**Riverside Transit Agency  
FY10 Operating Expense Budget**

Department #: 3500  
 Department Name: Maintenance Service Support  
 Budget Preparer: Bob Bach

G/L Acct	Account name	FY06 Actuals	FY07 Actuals	FY08 Actuals	FY09 YE Forecast	FY10 Budget
	<b>Maintenance Service Support</b>					
503710	Contract Service	116,550	101,103	120,282	116,000	136,500
503900	Other Services	1,218	-	-	2,500	-
503910	Towing Fees	-	-	-	500	500
503999	Other Services	-	2,891	-	-	-
	<b>Total Services</b>	<b>117,768</b>	<b>103,993</b>	<b>120,282</b>	<b>119,000</b>	<b>137,000</b>
504420	Unleaded Gas	115,376	129,136	245,252	200,000	180,000
504421	Diesel Fuel	-	-	-	-	600
504520	Tires & Tubes	2,178	3,423	664	10,300	10,296
504900	Other Mat & Supplies-Misc	7,011	2	1,180	1,750	6,000
	<b>Total Materials &amp; Supplies</b>	<b>124,565</b>	<b>132,561</b>	<b>247,096</b>	<b>212,050</b>	<b>196,896</b>
	<b>Total Utilities</b>	-	-	-	-	-
506325	Accident Repairs	-	294	-	-	-
506600	Liability Payouts	4,252	-	-	-	-
	<b>Total Insurance</b>	<b>4,252</b>	<b>294</b>	-	-	-
507900	Fees & Permits/Other Taxe	-	-	-	1,000	1,000
	<b>Total Taxes &amp; Permits</b>	-	-	-	<b>1,000</b>	<b>1,000</b>
509450	Training & Mileage	-	59	-	-	-
	<b>Total Training</b>	-	<b>59</b>	-	-	-
	<b>Total Miscellaneous</b>	-	-	-	-	-
	<b>Total Maintenance Service Support</b>	<b>246,586</b>	<b>236,908</b>	<b>367,378</b>	<b>332,050</b>	<b>334,896</b>

# Riverside Transit Agency FY10 Operating Expense Budget

Department #: 3790  
 Department Name: Contract Operations Overhead  
 Budget Preparer: Virginia Werly

G/L Acct	Account name	FY06 Actuals	FY07 Actuals	FY08 Actuals	FY09 YE Forecast	FY10 Budget
	<b>3790 Contract Ops: Overhead Budget</b>					
501201	Admin Salaries	179,752	224,079	228,951	209,682	229,814
501211	Admin Salaries OT	-	-	5,072	-	-
	<b>Total Salaries</b>	<b>179,752</b>	<b>224,079</b>	<b>234,023</b>	<b>209,682</b>	<b>229,814</b>
502052	Medicare	2,353	2,950	3,390	3,577	4,040
502101	Pension Plan	27,162	40,931	41,364	35,618	42,482
502111	Deferred Comp Non Union	5,178	6,120	5,982	4,217	3,888
502151	Hospital, Medical/Surg	16,818	32,531	30,560	31,940	40,300
502171	Vision Plan	196	514	452	409	513
502201	Dental Plan	539	2,381	1,386	1,232	1,667
502251	Life Insurance	-	1,631	2,085	1,981	2,503
502301	State Disability	1,460	1,664	1,780	762	-
502351	Unemployment Ins	-	-	-	12,000	12,000
502451	Sick Leave Pay	(808)	13,570	13,034	11,236	12,811
502501	Holiday Pay	5,884	12,608	13,783	11,938	13,879
502551	Vacation Pay	2,761	18,975	20,717	16,103	18,297
502601	Other Paid Abs	3,605	2,477	2,710	970	641
502651	Uniform Rental	100	200	-	-	-
502801	Incentive Management	(25)	-	-	100	-
	<b>Total Benefits</b>	<b>65,223</b>	<b>136,553</b>	<b>137,243</b>	<b>132,084</b>	<b>153,020</b>
	<b>Total Salaries &amp; Benefits</b>	<b>244,975</b>	<b>360,632</b>	<b>371,266</b>	<b>341,766</b>	<b>382,834</b>
503620	Temporary Help	-	-	9,628	-	-
	<b>Total Services</b>	<b>-</b>	<b>-</b>	<b>9,628</b>	<b>-</b>	<b>-</b>
504740	Business Equipment	-	-	5,960	-	-
	<b>Total Materials &amp; Supplies</b>	<b>-</b>	<b>-</b>	<b>5,960</b>	<b>-</b>	<b>-</b>

**Riverside Transit Agency  
FY10 Operating Expense Budget**

Department #: 3790  
 Department Name: Contract Operations Overhead  
 Budget Preparer: Virginia Werly

G/L Acct	Account name	FY06 Actuals	FY07 Actuals	FY08 Actuals	FY09 YE Forecast	FY10 Budget
	<b>Total Utilities</b>	-	-	-	-	-
	<b>Total Insurance</b>	-	-	-	-	-
	<b>Total Taxes &amp; Permits</b>	-	-	-	-	-
	<b>Total Advertising</b>	-	-	-	-	-
	<b>Total Dues &amp; Subscriptions</b>	-	-	-	-	-
509400	Travel & Meetings	-	-	549	-	-
509450	Training & Mileage	-	846	125	450	-
	<b>Total Training</b>	-	<b>846</b>	<b>674</b>	<b>450</b>	-
509900	Other Misc Expense	-	763	2,205	1,000	9,200
	<b>Total Miscellaneous</b>	-	<b>763</b>	<b>2,205</b>	<b>1,000</b>	<b>9,200</b>
	<b>Total 3790 Contract Ops: Overhead Budget</b>	<b>244,975</b>	<b>362,241</b>	<b>389,733</b>	<b>343,216</b>	<b>392,034</b>

**Riverside Transit Agency  
FY10 Operating Expense Budget**

Department #: 3720  
 Department Name: Contract Operations: Express Routes OCTA  
 Budget Preparer: Virginia Werly

G/L Acct	Account name	FY06 Actuals	FY07 Actuals	FY08 Actuals	FY09 YE Forecast	FY10 Budget
	<b>3720 Contract Ops: Express Rtes OCTA/RTA/RCTC</b>					
503148	PT: OCTA 794 Express	-	120,525	150,611	159,602	127,000
	<b>Total 3720 Contract Ops: Express Rtes OCTA/RTA/RCTC</b>	<b>-</b>	<b>120,525</b>	<b>150,611</b>	<b>159,602</b>	<b>127,000</b>

# Riverside Transit Agency FY10 Operating Expense Budget

Department #:

3740

Department Name:

Contract Operations: Transportation Concepts

Budget Preparer:

Virginia Werly

G/L Acct	Account name	FY06 Actuals	FY07 Actuals	FY08 Actuals	FY09 YE Forecast	FY10 Budget
	<b>3740 Contract Ops: Transportation Concepts</b>					
503003	PT : Line 3 Norco/Corona	-	-	2,234	639,186	525,966
503007	PT : Line 7 Lake Elsinore	-	-	2,269	499,571	477,488
503008	PT : Line 8 Lake Elsinore	-	-	2,232	479,641	476,885
503023	PT : Line 23 Temecula	-	-	3,592	706,120	741,381
503024	PT : Line 24	-	-	2,399	489,504	476,992
503030	PT : Line 30 Perris	-	-	1,472	441,061	404,031
503031	PT : Line 31 Hemet / SJ	-	-	2,089	402,909	418,810
503032	PT : Line 32 Hemet/SJ	-	-	1,605	318,052	335,920
503033	PT : Line 33	-	-	1,323	369,810	254,846
503035	PT : Line 35 Banning/Cal	-	-	556	188,028	361,841
503036	PT : Line 36 Mo Valley	-	-	1,210	253,339	-
503038	PT : Line 38	-	-	1,355	373,254	-
503040	PT : Line 40	-	-	1,428	361,652	158,942
503041	PT : Line 41	-	-	1,005	256,036	265,547
503042	PT : Line 42 San Jacinto	-	-	716	389,687	343,087
503098	Line 51	-	-	-	207,781	213,376
503160	Line 50	-	-	574	113,395	119,511
503162	Line 52	-	-	1,120	217,192	-
503165	Line 61	-	-	6,285	266,792	338,234
503174	Line 74	-	-	8,519	373,680	399,396
503179	Line 79	-	-	10,048	416,131	419,801
503202	Line 202	-	-	9,522	272,786	291,250
503205	Line 204	-	-	6,410	276,934	287,111
503206	Line 206	-	-	1,113	30,996	-
503208	Line 208	-	-	9,754	414,366	364,265
503209	Route 210	-	-	498	136,617	136,829
503212	Route 212	-	-	-	-	294,612
503214	Route 217	-	-	-	-	420,076

**Riverside Transit Agency  
FY10 Operating Expense Budget**

Department #: 3740  
 Department Name: Contract Operations: Transportation Concepts  
 Budget Preparer: Virginia Werly

G/L Acct	Account name	FY06 Actuals	FY07 Actuals	FY08 Actuals	FY09 YE Forecast	FY10 Budget
503286	PT : Harveston Shuttle-55	-	-	-	-	77,763
503287	PT : Harveston Shuttle-57	-	-	-	-	154,146
503298	Holiday Trolley	-	-	-	3,767	-
509830	Pur Tran: Misc	-	-	4,005	218,069	177,181
509835	Pur Tran: Contract Penalty	-	-	-	(45,080)	-
<b>Total Purchased Transportation</b>		-	-	<b>83,337</b>	<b>9,071,275</b>	<b>8,935,288</b>
<b>Total 3740 Contract Ops: Transportation Concepts</b>		-	-	<b>83,337</b>	<b>9,071,275</b>	<b>8,935,288</b>





































































































































































































































































































































































