

RIVERSIDE TRANSIT AGENCY
1825 Third Street
Riverside, CA 92507
July 28, 2005

TO: Board of Directors
THRU: Larry Rubio, Chief Executive Officer *L. Rubio*
FROM: Laura Murillo, Director of Human Resources *LM*
Jiles Smith, Risk Manager *JS*
SUBJECT: FY05 Workers' Compensation Update

Summary: In October 2003, the Agency identified Workers' Compensation as a target area for cost savings. As a result, staff developed a program to decrease Workers' Compensation costs through:

- a) Implementation of a transitional duty program
- b) Assertive claims management
- c) Improved communication with employees
- d) Recognition of employees for safety goals attainment.

For Fiscal Year 2005 the Agency set two main goals:

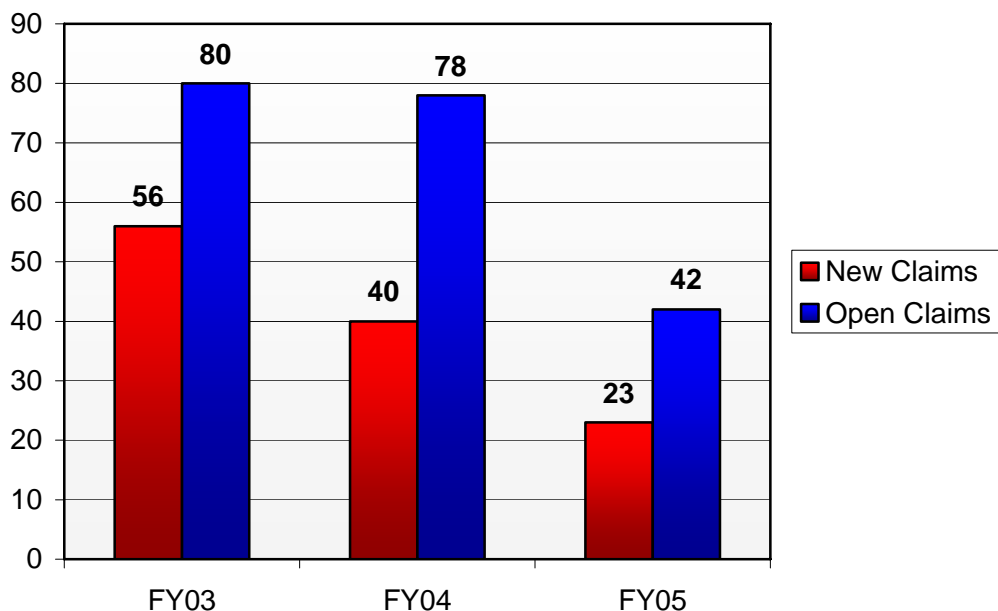
- 1. Incur fewer than 33 new claims
- 2. Incur fewer than 600 lost workdays

Staff is pleased to report that both goals were achieved:

- 1. 23 new claims for a 43% reduction in FY05
- 2. Zero lost workdays for a 100% reduction in FY05

NUMBER OF CLAIMS

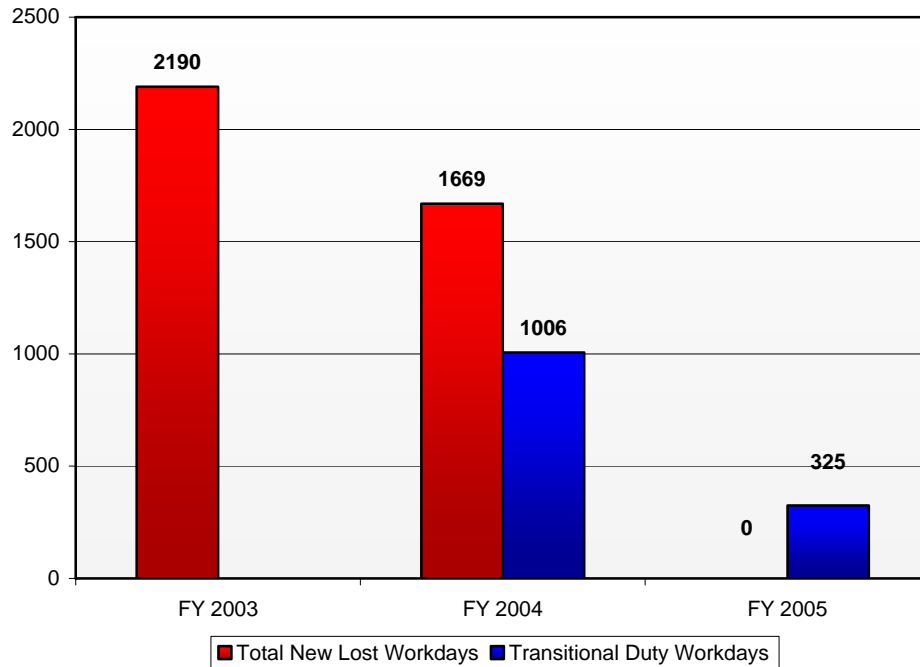
Following is a three-year comparison reflecting the decrease in the number of claims:



LOST WORK DAYS

The Agency achieved one of its critical goals of having no lost work days in FY2005 from any of the 23 claims filed in that period while also considerably reducing the number of transitional duty workdays.

Total New Lost Workdays vs. Transitional Duty Workdays

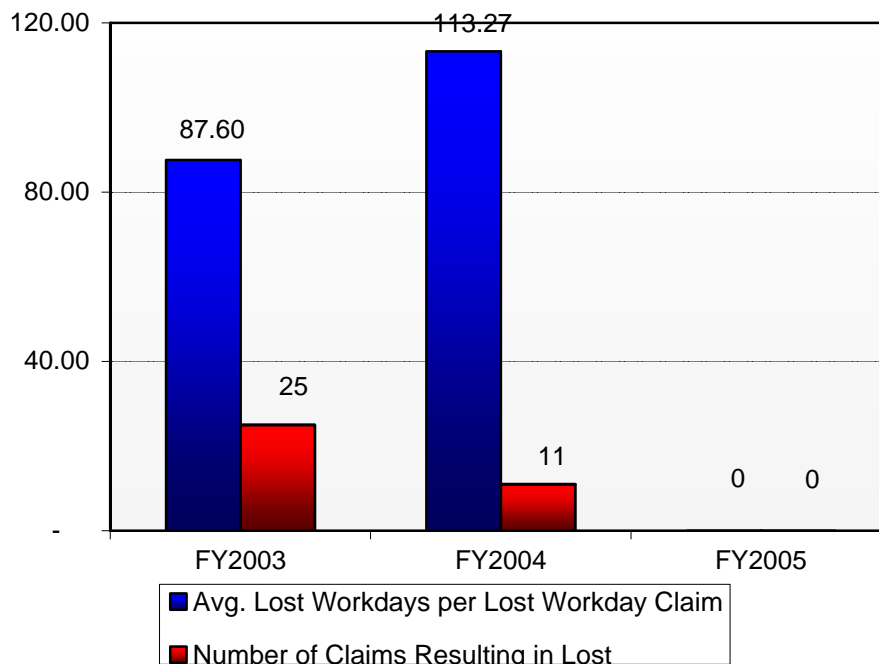


New Lost Workdays are the cumulative number of days all employees missed work due to work-related injuries during the fiscal year.

Transitional Duty Workdays are the total number of days an employee was on restricted work due to work-related injuries. In this program employees injured on the job are assigned to administrative or other duties within the Agency that correlate with the specific work restrictions.

The following chart shows a comparison of the average lost workdays per claim for the past three years with FY2005 showing zero.

Average Lost Workdays Per Lost Day Claim



	FY2003	FY2004	FY03 and FY04 Average	FY2005
Total Lost Days	2190	1669	1929.5	0
# Claims Resulting in Lost Days	25	11	18	0
Avg. Lost Days Per Lost Day Claim	87.6	151.72727	119.66364	0

Committee Recommendation:

This item was discussed at the Board Administrative Committee meeting of July 13th. The Committee members unanimously approved recommending this item to the full Board of Directors for their consideration.

Recommendation:

Receive and file.